



LAWTON | FORT SILL  
ECONOMIC DEVELOPMENT CORPORATION

# ECONOMIC DEVELOPMENT REVIEW



2025

## LAWTON-FORT SILL ECONOMIC DEVELOPMENT CORPORATION

Lawton-Fort Sill Economic Development Corporation is a 501(c)(6) not-for-profit corporation supported and led by local business, community leaders, city government, and top academic institutions. Its mission is to drive and ensure economic growth through business recruitment, retention, and expansion, capital investment, and the creation of high-quality jobs in the Lawton area, with a focus on high-technology industries. LEDC promotes and supports the greater Lawton region as a world-class center of commerce and trade for Oklahoma. LEDC provides a wide array of information and free confidential services to assist industries and businesses in locating or expanding operations in the Lawton region.

### Services include:

- Economic development project management
- Marketing the region to attract prospective employers, funding, and investors
- Custom demographic research and economic impact analysis
- Building and site location inventory
- Real estate analysis and market research, including site selection assistance for builders and developers
- Facilitation of state and local incentives
- Direct access to financial services
- Coordination of design and implementation of customized business and industry training
- Local government relations services to new industries
- Industrial Development Agency liaison
- Community economic development planning

For more information, visit [www.lawtonedc.com](http://www.lawtonedc.com)

# Lawton | Fort Sill, Oklahoma

## PEOPLE

### Population



**90,027**

Lawton, 2024

**121,396**

Comanche County, 2024

### Migration to Lawton, 2024



**11,527**

People Moved to Lawton in past year

**13%**

Of the Population is Made up of newcomers

### Age Distribution in Lawton, 2024



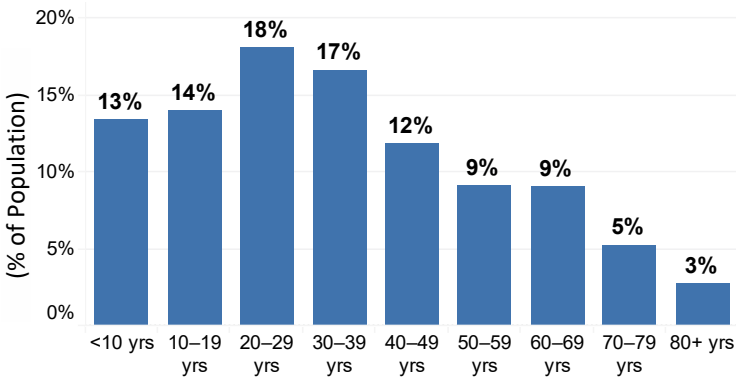
**32.4**

Median Age Lawton

**60%**

Lawton's Population is Working Age (20-64 years)

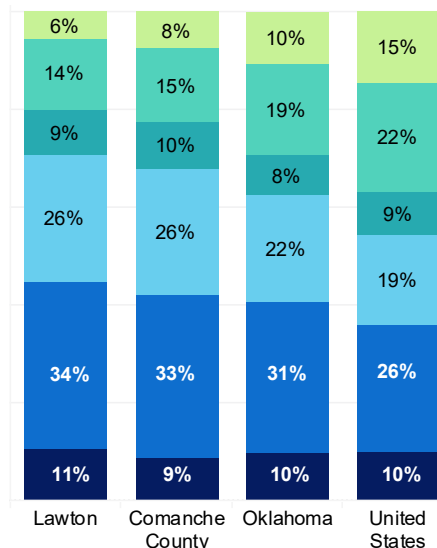
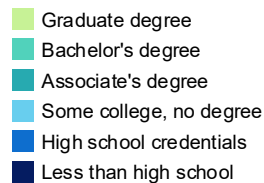
### Lawton Age Groups



### Educational Attainment, 2024

**33%**

Comanche County Population 25 + Has a college degree



**6<sup>th</sup>** Largest City in Oklahoma



### Military Presence

Home to Fort Sill

**53,000**

Fort Sill population (Military, families & civilian workers)

**5**

Major units Based at Fort Sill

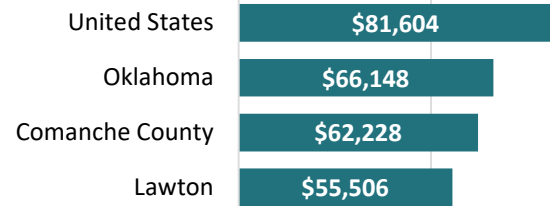
**14,774**

Veteran population Lawton 2024

**17%**

Veteran population as a percent of total Lawton 2024

### Median Household Income, 2024



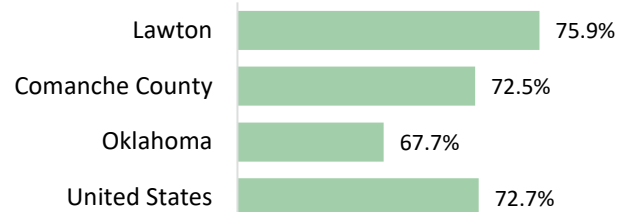
**\$55,506**

Median Household Income, Lawton

**3.1%**

Drop in poverty rates, Lawton

### Diversity Index, 2025



The Diversity Index measures the probability that two people chosen at random in a given area will be from different races/ethnic groups. Values close to 100% indicate higher diversity.

Sources: US Census Population Estimates & American Community Survey (ACS), Fort Sill, ESRI



**LAWTON FORT SILL**  
ECONOMIC DEVELOPMENT CORPORATION

# LABOR FORCE

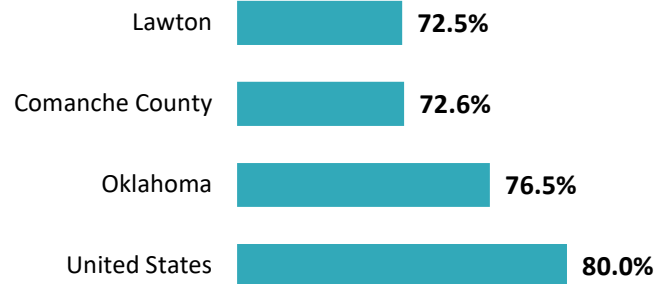
## Labor Force



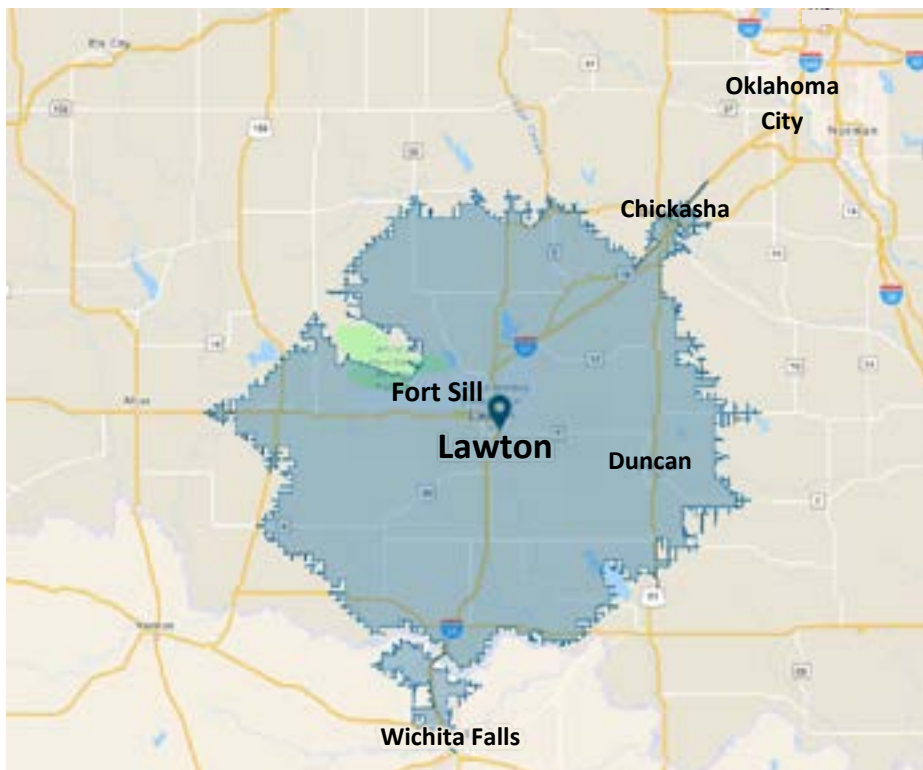
Comanche County	
<b>Annual Average 2024</b>	
Labor Force	49,782
Employment	47,973
Unemployment Rate	3.6%
<b>7-Month Average 2025 (Jan-Jul 2024)</b>	
Labor Force	49,035
Employment	47,062
Unemployment Rate	4.0%

## Labor Force Participation Rate, 2024

Population 20-64 years (Civilian & Armed Forces)



## Labor Draw: 45-Minute Drive Time, 2025



**231,867**

2025 Population  
45-minute drive time

**96,383**

2025 Civilian labor force  
45-minute drive time

**59,635**

2025 Civilian labor force  
Ages 25-54 Years  
45-minute drive time

**9.2%**

Employed in Manufacturing 2025  
45-minute drive time

Source: ESRI

## Commuting Patterns, 2022



In-commuting to  
jobs in Lawton



Out-commuting to  
jobs outside of Lawton



**1,616**

Net gain of  
workers to Lawton

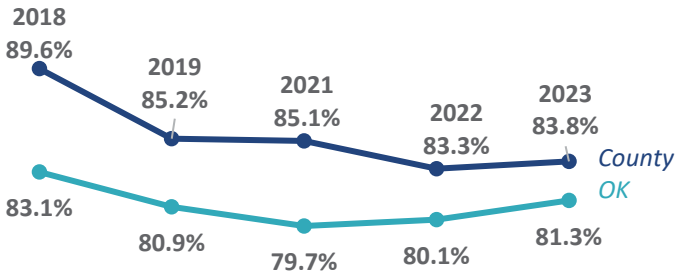
	City of Lawton	Comanche County
In-commuting	14,380	10,759
Share of employment	49%	32%
Live & work	15,259	22,600
Out-commuting	12,764	15,917
Share of residents	46%	41%
Net Inflow (+) or outflow (-)	1,616	-5,158

Sources: US Bureau of Labor Statistics via JobsEQ, ESRI, US Census Bureau ACS & Center for Economic Studies

# EDUCATION

## Workforce Pipeline: Graduation Rates

4-Year Graduation Rate: Comanche County Schools



## Colleges & Universities

45-Minute drive time from Lawton

**13,134**

Students Enrolled, 2024

**6**

Institutions

**2,860**

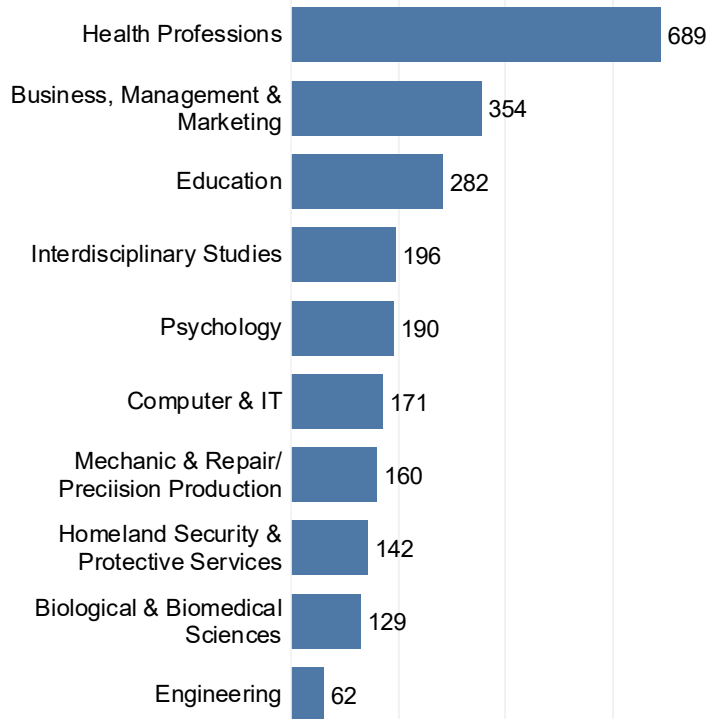
Degrees & Certificates  
Awarded in 2024

**689**

Health Care Degrees  
Top Area of Study

## Top Areas of Study, 2024

Sample of top fields of study within 45-minute drive time



Degrees & certificates awarded

## Career & Technical Training

**GREAT PLAINS**  
Technology Center

**24**

High school career  
& technical programs

**11,000**

industrial courses  
completed in past 3 years

**383**

Student enrollment  
curriculum programs  
2024 school year

**578**

Credentials granted  
in past 3 years

- Customized business and industrial training
- Free concurrent enrollment with high school students at Lawton Public Schools
- Short-Term, fast-track career and full time curriculum programs



**4,293**

Total student  
Enrollment 2024

**575**

Students enrolled in  
STEM programs 2024

**686 | 75**

Undergraduate | Graduate  
credentials awarded 2024

**2,212**

Credentials granted  
in past 3 years

- Learn to Earn program with work-based learning including work studies, job shadowing, and internships
- Supporting partnerships with local businesses offering educational opportunities via free seminars, distance learning, and more
- Credentials awarded from Certificate to Master's level in 45 different programs of study
- Offering concurrent enrollment for high school students

Sources: Oklahoma Department of Education, National Center for Education Statistics, Great Plains Technology Center and Cameron University websites

# JOBS

## Comanche County Employment Base, 2025



**44,476**

Comanche County

## Comanche County 1-Year Jobs Growth



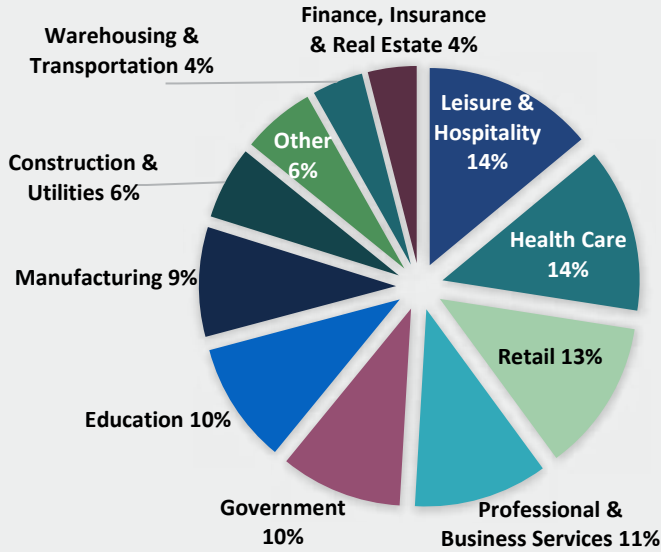
**446**

New Jobs

**1%**

1-Year Growth

### County Employment by Sector, 2025



### Recent Company Announcements

**Firehawk Aerospace**, a leader in hybrid rocket propulsion technology, announced it will invest \$45 million in Lawton, OK in a state-of-the-art manufacturing operation which will create 100 high-tech new jobs. Lawton Economic Development Authority will construct the facility within the SW Rail Industrial Park.

**Fisher 59** will invest more than \$16 million in a new 110,000 sq. ft. building to expand beverage distribution in the Airport Industrial Park in south Lawton. The new building will help accommodate a new product line with plans to add 30 new jobs.



### Oklahoma Business Climate

**5<sup>th</sup>**

Oklahoma is the 5<sup>th</sup> best state for corporate tax rate (2025 State Business Tax Climate, Tax Foundation)

**#1**

Lowest Cost of Doing Business (CNBC-America's best state for business rankings, 2024)

**27%**

Electricity costs are 27% lower than the national average (2023 average retail price, U.S. Energy Information Administration)



### Comanche County Major Employers

Goodyear Tire	Tire mfg.
Bar-S Foods	Food processing
IPEX	PVC pipe mfg.
Republic Paperboard	Sheetrock
PepsiCo	Distribution
Fisher 59	Distribution
Westwin Elements	Metal processing
BMT	Machine shop



### Comanche County Average Wage, 2025

**\$50,984**

Average Annual Wage Per Job, Comanche County

**4.7%**

1-Year Increase Annual Wage

**\$80,006**

Average Annual Wage Per Job Manufacturing

**5.1%**

1-Year Increase Annual Wage



### Local Manufacturing Strength

**9%**

Comanche County manufacturing employment (percent of total employment)

**9%**

Manufacturing employment growth in Comanche County over 5 years

**11%**

Manufacturing as percent of total Comanche County 2024 Gross Regional Product (GDP)

**\$747**

Million in Comanche County manufacturing Gross Regional Product

Source: JobsEQ, (Employment & Wages: 4-Quarter Average ending 2025 Q1, GRP/GDP: 2024), Tax Foundation, CNBC, US EIA



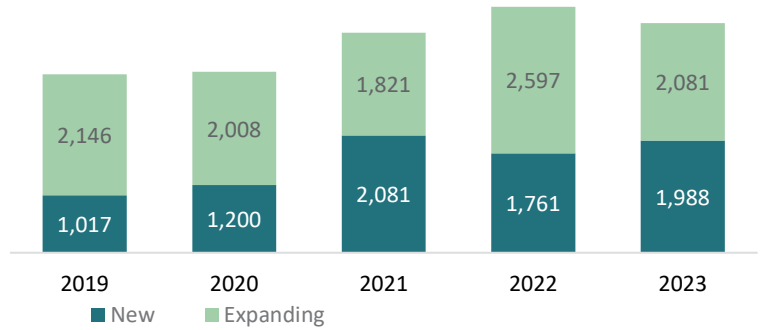
**LAWTON FORT SILL**  
ECONOMIC DEVELOPMENT CORPORATION

# STARTUPS & WORK

## Comanche County Startup Activity

	2023	1-Year Change
New Firms	104	6.1%
Establishments	1,972	0.8%
New Establishments	176	12.8%
Establishment Startup Rate	8.9%	1.0%
Jobs Created from New Establishments	1,988	12.9%
Jobs Created from Expanding Establishments	2,081	-19.9%

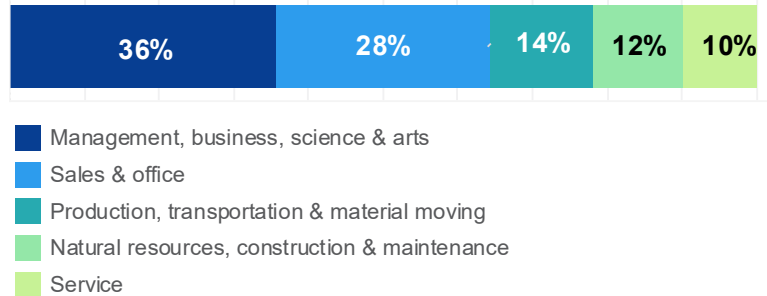
## Job Creation by New and Expanding Establishments



## Self-Employment, 2024

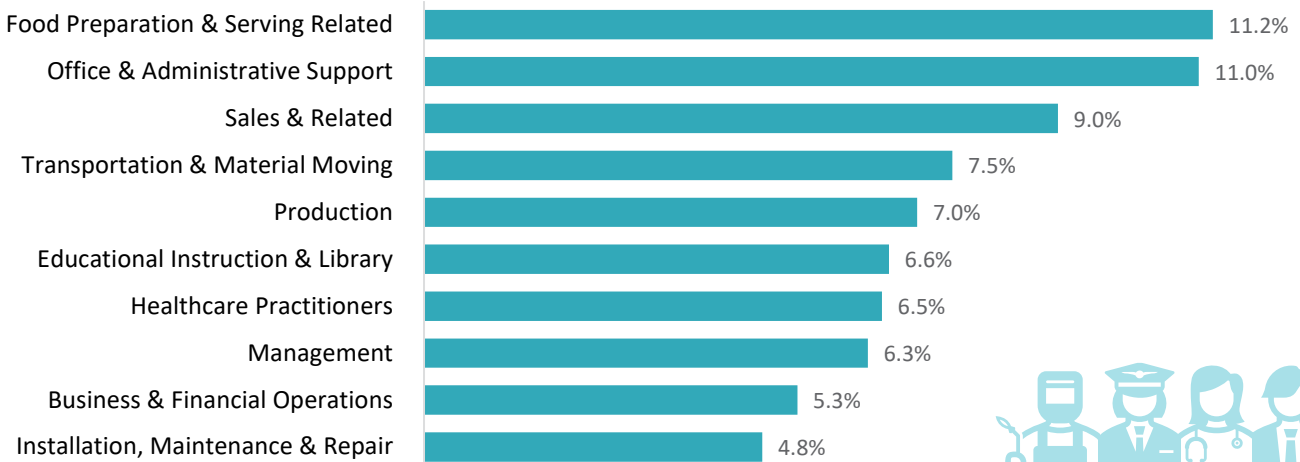
	2024 Rate	1-Year Change
Lawton	7.4%	-0.4%
Comanche County	8.4%	-1.0%
Oklahoma	10.8%	0.3%
United States	10.1%	0.0%

## Lawton Self-Employment by Occupation, 2024



## Top Occupation Groups by Employment

Workplace-based employment in Comanche County, 2025



## Worked from Home, 2024

Residents that reported working from home



**12.7%**  
Lawton residents worked from home

**11.1%**  
Comanche County residents worked from home

**8.9%**  
Oklahoma residents worked from home

**13.3%**  
United States residents worked from home

Sources: US Census, ACS & Business Dynamics Statistics, JobsEQ, 4-Quarter Average ending 2025 Q1



LAWTON FORT SILL  
ECONOMIC DEVELOPMENT CORPORATION

# COMMUNITY

## Housing Costs



**\$153,408**

Lawton Metro Average  
Home Sale Price, Jan-Aug 2025

**\$1,049**

Average Rental Rate  
Lawton, Jan-Aug 2025

Source: Zillow, 2025

## Crimes per 1,000 Residents in Lawton, 2024



**26.5**

Property Crimes Reported  
Per 1,000 Residents

**↓-11%**

Reduction  
2019 to 2024

**8.2**

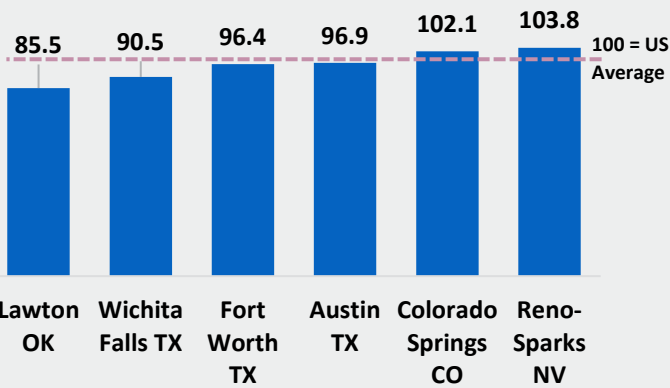
Violent Crimes Reported  
Per 1,000 Residents

**↓-18%**

Reduction  
2019 to 2024

Source: Federal Bureau of Investigation, Offenses Known to Lawton PD

## Cost-of-Living Index, 2025



Source: C2ER Cost of Living Index, 2025 Q1

Area	Grocery	Housing	Utilities	Transp.	Health Care	Misc.
Lawton OK	93.1	72.9	93.5	93.1	81.3	89.3
Wichita Falls TX	97.3	65.5	103	85.9	134.3	100.3
Fort Worth TX	99.3	87.1	115.9	94.2	104.6	97.5
Austin TX	96.3	103.2	98.7	94.6	96.6	92.3
Colorado Springs CO	102.5	110.1	76.5	96	96.2	104
Reno-Sparks NV	102.6	112.8	90.3	121.9	88.4	97.8

## Broadband, 2024



**100%** of Lawton Households have access to internet service at speeds up to 250 Mbps (Megabytes Per Second)

**301.3** Mbps

Average Download Speed (Lawton)

Sources: FCC Broadband Map (Dec 2024)  
highspeedinternet.com, 2025

## Lawton-Fort Sill Airport, 2023



**88,091**

2024 Passengers  
Arriving & Departing

**4**

Daily Flights  
to DFW



Source: Bureau of Transportation Statistics, LAW Website

## Emergency Preparedness



Lawton is a designated part of Oklahoma's Regional Response System with a CBRNE – Chemical, Biological, Radiological, Nuclear and Explosive (CBRNE) Unit.

The Regional Response System also designates Lawton as Medium EMS and Intermediate Rescue.

## Healthcare



**4**

Hospital Centers  
In Lawton

**516**

Patient Beds

Healthcare Facility	Patient Beds
Comanche County Memorial Hospital	265
Southwestern Medical Center	199
Lawton Indian Hospital	38
Jim Taliaferro Community Mental Health Center	14

Design & data compilation by Garner Economics LLC, October 2025



**LAWTON FORT SILL**  
ECONOMIC DEVELOPMENT CORPORATION

# LAWTON | FORT SILL ECONOMIC DEVELOPMENT CORPORATION

## Staff

Brad Cooksey, President

Nicole Jordan, Director of Business Development

Tonja Anderson, Office Manager

Richard Rogalski, Projects & Operations Consultant

## Board of Directors

Mark Scott, Chairman

Mayor Stan Booker, Vice Chairman

Arthur Patrick, Secretary/Treasurer

Barry Ezerski, Immediate Past Chair

Austin Rabon

Bridget Randle

Jim Landmark

John Ratliff

Michael Towe

Paul Ellwanger

Ron Nance

Vincent Saylor

Dr. Al Peterson

Jesse Cross

Joelle Jolly

Matt Tranquill

Mike Hixson

Phil Kennedy

President Shane Hunt

# Thank You for your Support





# THE LAWTON ADVANTAGE

